





# Contents

1. <b>SHAPES AND COLOURS</b> .....	3-10	28. write the small letters .....	39
<b>NUMBERS</b>		29. a to z .....	40
2. Tall giraffe .....	11	30. Words with the 'a' sound .....	41
3. In the forest .....	12	31. Copy the words .....	42
<b>NUMBER CONCEPTS</b>		32. More words with the 'a' sound .....	43
4. Read aloud .....	13	33. Copy the words .....	44
5. What comes after.....	14	34. Some more words with the 'a' sounds..	45
6. Before.....	15	35. Words with the 'e' sound .....	46
<b>CONCEPT OF ZERO</b>		36. Writing practice .....	47
7. 5 little monkeys .....	16-17	37. More words with the 'e' sound .....	48
8. Zero means nothing.....	18	38. Copy the words.....	49
9. What comes just .....	19	39. Try to read and write .....	50
<b>TEN AND MORE</b>		40. Do you remember? .....	51
10. Flowers .....	20	41. Match (a) .....	52
11. 11 (eleven) .....	21	42. Read this word list (e) .....	53
12. 12 (twelve) .....	22	43. Words with the 'i' sound .....	54
13. 13 (thirteen) .....	23	44. Copy the words .....	55
14. 14 (fourteen) .....	24	45. More words with 'i' sound .....	56
15. 15 (fifteen) .....	25	46. Copy the words .....	57
16. 16 (sixteen) .....	26	47. Some more words with the 'i' sound ...	58
17. 17 (seventeen) .....	27	48. Do you remember? .....	59
18. 18 (eighteen) .....	28	49. Read and write .....	60
19. 19 (nineteen) .....	29	50. AT A GLANCE .....	61
20. 20 (twenty) .....	30	51. e, i .....	62
21. Number Garden (Exercise) .....	31	<b>EVS</b>	
22. Number Night .....	32	52. Different kinds of clothes .....	63
23. Meow! .....	33	53. Clothes we wear .....	64-66
<b>ENGLISH</b>		54. Dresses .....	67
24. A to Z .....	34	55. Uniforms .....	68
25. Capital and small letters .....	35-36	56. Manu and Sonu go for a birthday party.....	69
26. CAPITAL LETTERS.....	37	57. At the birthday party .....	70
27. small letters .....	38	58. Let's open the presents! .....	71
		59. The Shape Clown .....	72

# SQUARE

Look at the pictures and name them.



# Checks

Trace the lines to make squares. Then colour the checks.

