



Contents

1. Computer - A Wonderful Machine	7
2. Hardware and Software	14
3. Windows 7	22
4. Microsoft Office 2010	30
5. MS Paint	40
6. More With MS Paint	54
7. Tux Paint	62
8. Microsoft LOGO	74
Project Work	84
Worksheet – 1	87
Worksheet – 2	88
Worksheet – 3	89
Worksheet – 4	90
Sample Paper – 1	91
Sample Paper – 2	92
National Cyber Olympiad	93







4 Microsoft Office 2010





Quick Glance



After completing the chapter you will be able to

-  know about Microsoft Word.
-  use Microsoft Window.
-  change microsoft account picture.
-  close the document.

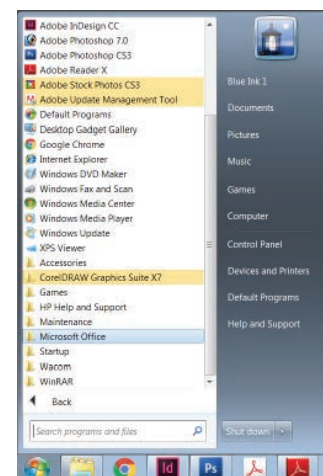


MICROSOFT WORD

Microsoft Word is a word processor designed by Microsoft. It helps us to create documents like letters, essays and reports.


Let us learn how to start Microsoft Word.

- ❖ Click on Start button. Then, click and select All Programs. Next, in the All Program list, click and select Microsoft Office 2010.





A. Draw the following figures in Tux Paint.



B. Try to draw a picture in Tux Paint.

